

Armo

We have received the following decal sheets from this French manufacturer for review:

Subject: Jagdpanzer IV
 Scale: 1/72nd
 Product No.: 72410
 Price: ETBA

A welcome addition to the Dragon kit, this sheet contains markings, black and white illustrations and schemes for no less than 25 Jagdpanzer IV's! These cover the Jagdpanzer IV/70(A), /70, and /48 versions also.

This sheet provides a good variety of schemes with some interesting variations of the ambush scheme and an all-white one included also.

Subject: Pz. Kpfw. VI King Tiger Part 1.
 Scale: 1/72nd
 Product No.: 72411
 Price: ETBA

This set is designed for Dragon's 1/72nd King Tiger kit, and includes markings, black and white illustrations and schemes for 20 King Tigers, of both the Porsche and Henschel types, and Jagdtiger too. Some nice schemes are offered here with a variety of styles and numbers provided, and one option has a medieval jousting motif.

Subject: Pz. Kpfw. VI King Tiger Part 2.
 Scale: 1/72nd
 Product No.: 72412
 Price: ETBA


This is the second set designed for the Dragon kit, and provides markings and schemes for 21 King Tigers of both Porsche and Henschel types and the Jagdtiger also.

The majority of the schemes included here are quite unusual, and again a variety of styles of numbers is included

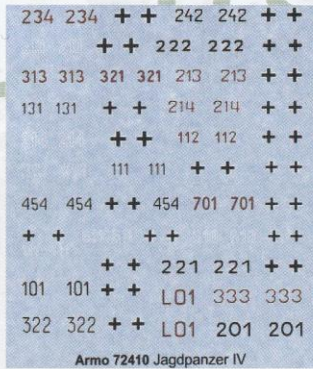
Subject: Pz. Kpfw. V Panther Part 1.
 Scale: 1/72nd
 Product No.: 72413
 Price: ETBA

This set contains markings, black and white illustrations and schemes for 18 Panthers of the -D and -G variants, and for the Jagdpanther also.

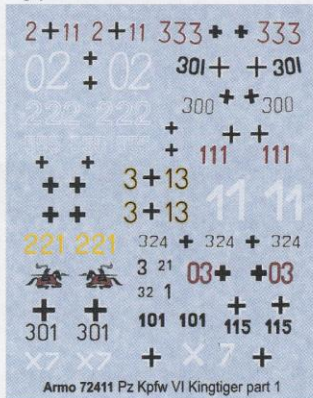
Again, a nice variety of schemes is included, and even a few are adorned with US Stars, which were used as a ruse in the Ardennes, 1944. The turrets for these two options will require modification of the kit turret (to resemble Allied types such as the M-10, M-18 etc.) so further research will be required.



Pz. Kpfw. VI King Tiger Part 2



Jagdpanzer IV



Pz. Kpfw. VI King Tiger Part 1

Conclusions

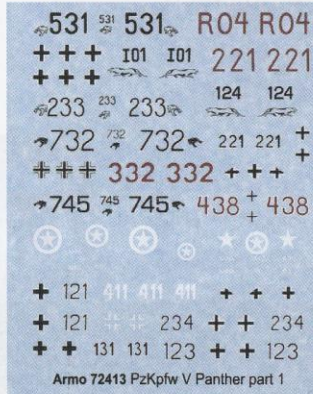
These decal sheets are excellent in that they provide a good number of variations of styles of camouflage and markings for the chosen types of vehicle. The decals themselves look extremely good, being very thin, in perfect register and good colour density.

The black and white illustrations show both sides of the tank, and some have scrap views of the front or rear for decal placement purposes also, but no top views are shown.

A few of the versions as mentioned above will require further research and some schemes will be very challenging to apply in this scale, but would look terrific.

Due to the variety of schemes included and quality of the decals, I can fully recommend these to all.

Our thanks to Jadar Model for the review samples.



Pz. Kpfw. V Panther Part 1

Part

This month sees some new releases from this manufacturer, and we have received samples of these for review.

Subject: Sd. Kfz. 251/1 Ausf. D
 Scale: 1/35th
 Product No.: P35 088
 Designed for: AFV Club kit
 Price: ETBA

This is a comprehensive 3-fret set, and contains parts to detail the AFV Club kit such as adding tool holders and rifle rack. Also present are a complete set of vision ports, engine access door hinges, seat springs, machine gun mount and shield, rear machine gun mount, pedals, storage racks, machine gun rack, dashboard (with acetate film), and door lock details.

Subject: Sd. Kfz. 251 Ausf. D Troops Benches
 Scale: 1/35th
 Product No.: P35 091
 Designed for: AFV Club kit(s)
 Price: ETBA

This neat set gives you the parts to add details to the driver's seat, and adds a complete set of troops' benches and storage boxes for the main compartment on which the benches sit. Also included are rifle slings. This set would look very effective, but bending the parts of the storage boxes to make the long piano hinges may not be too easy?

Subject: 'Stummel,' Sd. Kfz. 251/9 Ausf. D
 Scale: 1/35th
 Product No.: P35 092
 Designed for: AFV Club kit
 Price: ETBA


This is a 4-fret set so is very comprehensive. It contains parts to add details in a similar manner to the '251/1 Ausf. D set above but with the additions of the shell storage box complete with rack inside and clasps etc, and numerous details for the 75mm gun. Also present are the extra side and front armour for the gun.

Conclusion.


These sets are of excellent quality and look slightly more involved than the Eduard sets reviewed here. The instructions are clear, but care will need to be taken when reading them as numerous placements are shown in the same drawing in a few cases. Each of these sets will nicely enhance the already excellent AFV Club kits, and the parts breakdown is sensible and not over engineered.

I can highly recommend these sets to all that have experience of etched detail sets.


Our thanks to Jadar Model for the review samples.



Sd. Kfz. 251/1 Ausf. D



Sd. Kfz. 251 Ausf. D Troops Benches



'Stummel,' Sd. Kfz. 251/9 Ausf. D